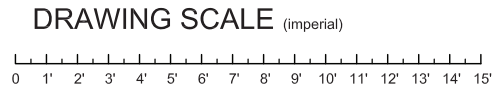
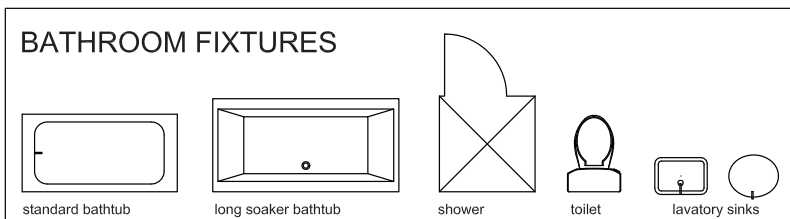
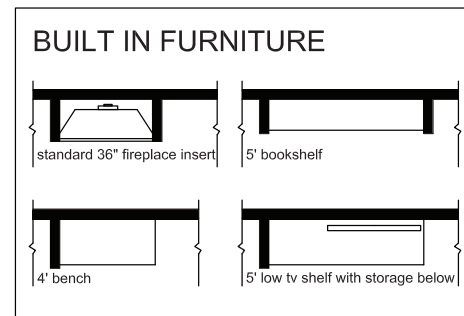
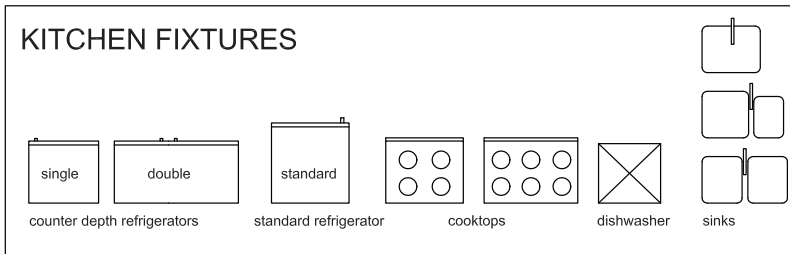
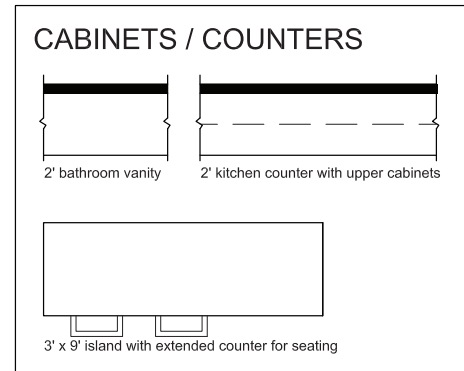
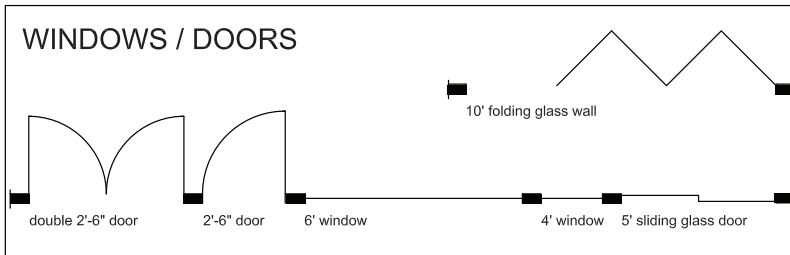


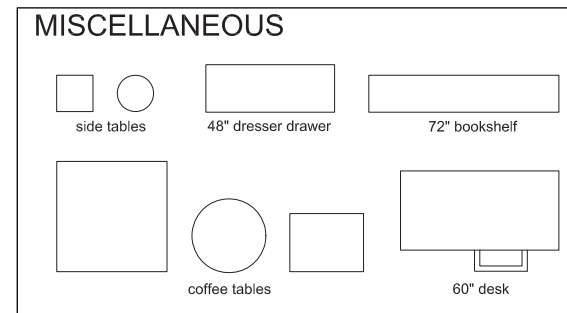
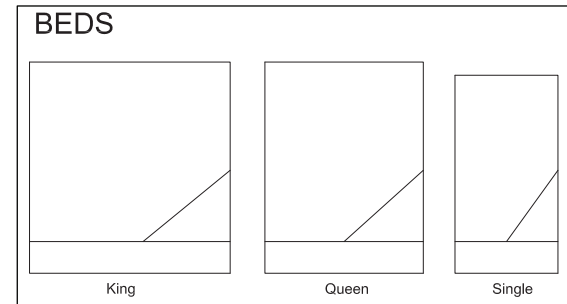
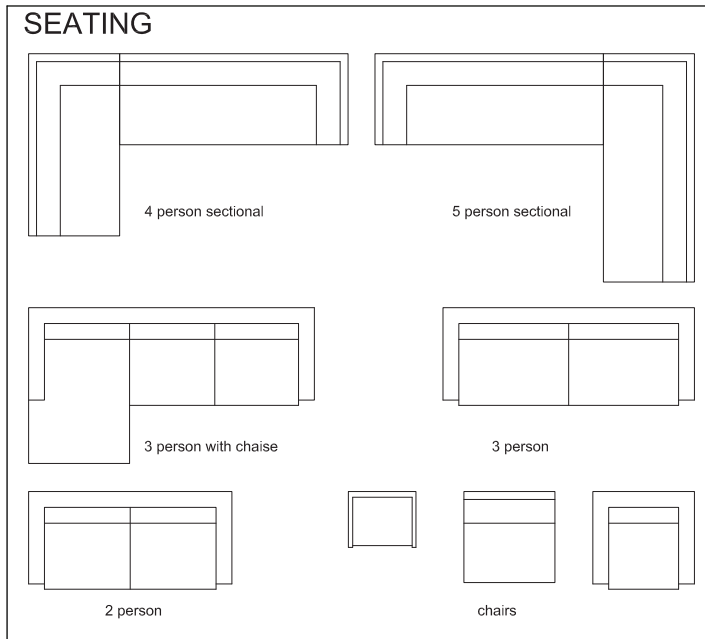
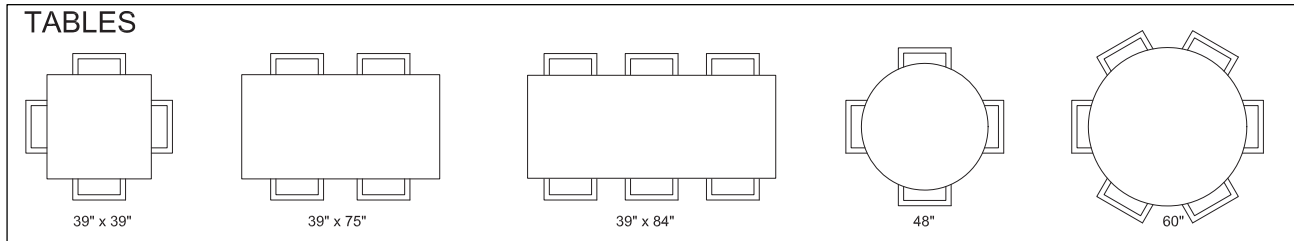
This is the Project Documentation Package for Part Two of this week's *Design Project*. The goal of the *Design Project* exercises is to learn about the design process for making an existing home more Simple, Light, and Open. Starting with the recommendations from yesterday's session, use this demolition plan to develop a concept design for the alterations to this home. Use the scaled templates on the attached sheet as an underlay guide for the various elements you might need.

When you are ready, watch John Brown complete the second part of the *Design Project* and compare your results. To discuss the exercise further with John, and other participants, add your comments to the blog.

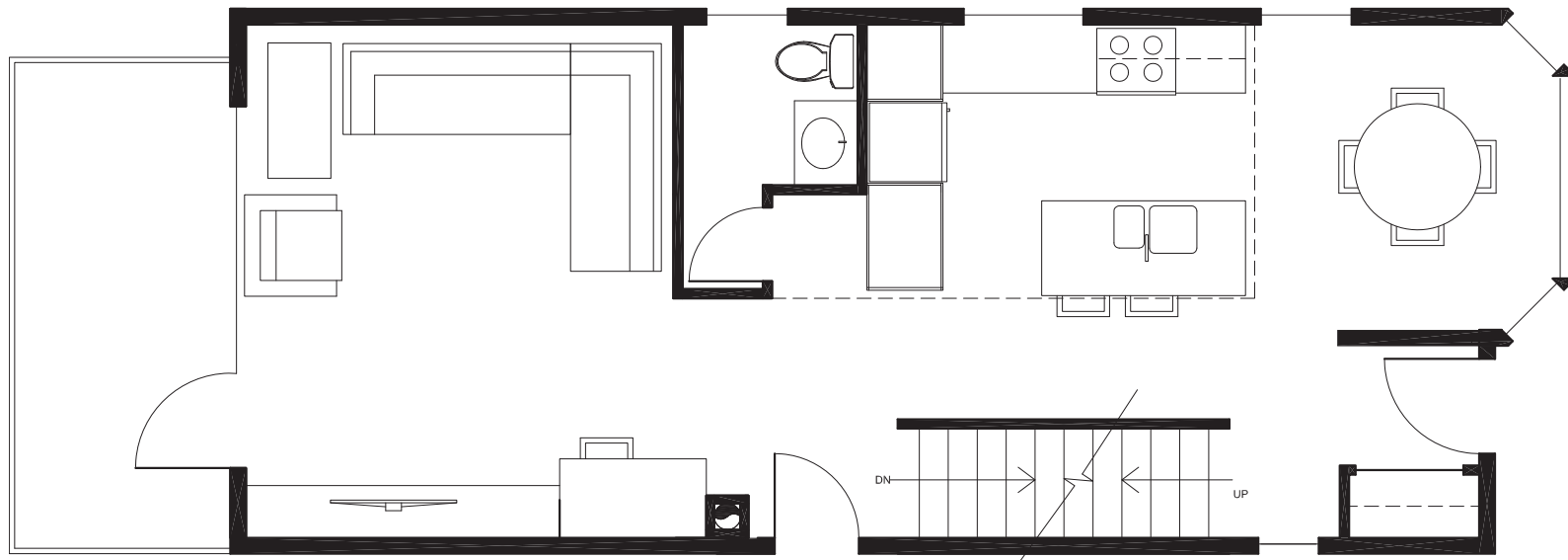


This sheet contains templates of the standard elements of residential construction. They are at the same scale as the plan documents for this project. Use them as a guide when working on the exercise by tracing the required elements into your concept design. Feel free to re-size the length of the windows, built-ins, cabinets and counter elements to suit your specific needs.

Please note that this template has been scaled for use with this exercise. As the plans in each project are scaled to fit the page, be sure to always use the template provided with the particular project you are working on.



This sheet contains templates of typical residential furniture pieces. They are at the same scale as the plan documents for this project. Use them as a guide when working on the exercise by tracing the required elements into your concept design. Please note that this template has been scaled for use with this exercise. As the plans in each project are scaled to fit the page, be sure to always use the template provided with the particular project you are working on.



This is the final floor plan for the completed concept design, including furniture, for this week's Design Project.

09.03

Completed Concept Design - Ritter Lupita Residence, Massachusetts  
DESIGN PROJECT

